

Human BAFF/TNFSF13B/CD257 Trimer Protein

Cat. No. BAF-HM213

Description

Source	Recombinant Human BAFF/TNFSF13B/CD257 Trimer Protein is expressed from HEK293 with monomeric hFc tag and Flag tag at the N-Terminus. It contains Thr141-Leu285.
Accession	Q9Y275-1
Molecular Weight	The protein has a predicted MW of 74.9 kDa same as Tris-Bis PAGE result.
Endotoxin	Less than 1EU per µg by the LAL method.
Purity	> 95% as determined by Tris-Bis PAGE > 94% as determined by HPLC

Formulation and Storage

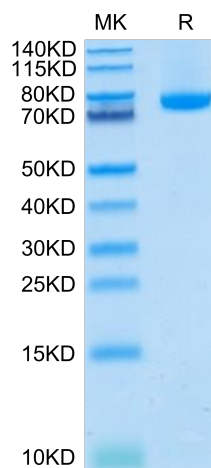
Formulation	Lyophilized from 0.22µm filtered solution in PBS (pH 7.4). Normally 8% trehalose is added as protectant before lyophilization.
Reconstitution	Centrifuge the tube before opening. Reconstituting to a concentration more than 100 µg/ml is recommended. Dissolve the lyophilized protein in distilled water.
Storage	-20 to -80°C for 12 months as supplied from date of receipt. -20 to -80°C for 3-6 months in unopened state after reconstitution. 2-8°C for 2-7 days after reconstitution. Recommend to aliquot the protein into smaller quantities for optimal storage. Please minimize freeze-thaw cycles.

Background

B-cell activating factor (BAFF) also known as tumor necrosis factor ligand superfamily member 13B is a protein that in humans is encoded by the TNFSF13B gene. BAFF is a cytokine that belongs to the tumor necrosis factor (TNF) ligand family. This cytokine is a ligand for receptors TNFRSF13B/TACI, TNFRSF17/BCMA, and TNFRSF13C/BAFF-R.

Assay Data

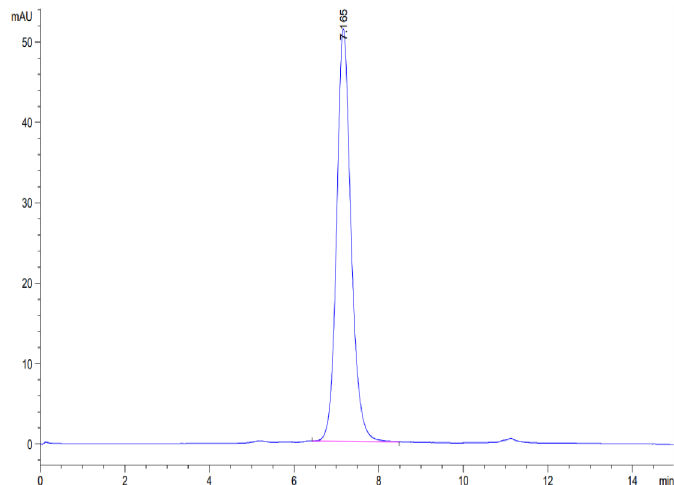
Tris-Bis PAGE



Human BAFF (Trimer) on Tris-Bis PAGE under reduced condition. The purity is greater than 95%.

SEC-HPLC

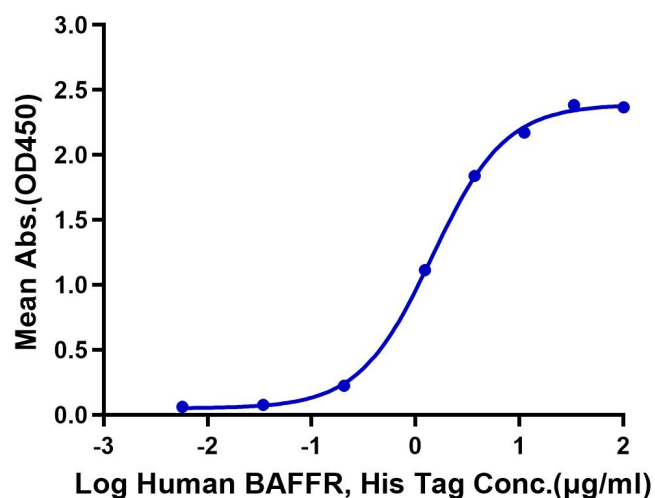
Assay Data



The purity of Human BAFF (Trimer) is greater than 94% as determined by SEC-HPLC.

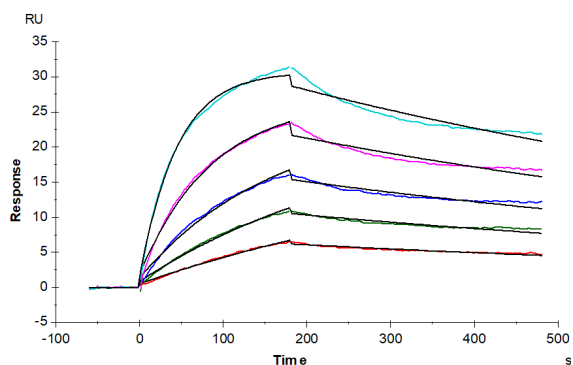
ELISA Data

Human BAFF (Trimer), hFc Tag ELISA
0.5µg Human BAFF (Trimer), hFc Tag Per Well



Immobilized Human BAFF (Trimer) , hFc Tag at 5µg/ml (100µl/Well) on the plate. Dose response curve for Human BAFFR, His Tag with the EC50 of 1.45µg/ml determined by ELISA (QC Test).

SPR Data



Human BAFFR, His Tag captured on CM5 Chip via anti-his antibody can bind Human BAFF (Trimer) , hFc-Flag Tag with an affinity constant of 1.21 nM as determined in SPR assay (Biacore T200).